


DESIGN

GUIDE



NORIX



NATURALS PALETTE

The colors from our Naturals Palette have been carefully selected to support a therapeutic environment that helps reduce tension, assists in behavior modification and enhances the safety of both residents and staff.


Research indicates that interiors with an interesting use of color that are not overly neutral can:

- Balance the mental equilibrium of residents
- Reduce behavioral discord
- Promote dignity and encourage socialization
- Create relaxing environments to enable rest and encourage faster healing
- In general, improve resident and staff morale

When applied with understanding and purpose, color can be used to promote self-confidence, uplift the spirit, soothe the psyche and be a positive distraction among residents. The colors in the Natural Palette have shown to address three primary human elements:


- Familiarity – A sense of connection with the outside world.
- Stress Reduction – Calming and lifting the human spirit.
- Morale Improvement – Humanizing and supporting a feeling of normality.

Each color option in the Naturals Palette is designed to work together to deliver a seamless transition from room to room and promote a sense of health, well-being and sustainability throughout the entire facility.




TWILIGHT

Peaceful, tranquil and thoughtful. A quiet lake, a distant mountain. A comforting neutral that partners well with others to create depth or act as a soft contrast. It promotes mental stability while relaxing the mind and body.




COVE

Crisp, cool and refreshing. Clear coastal skies, a calm marina. It's the perfect partner for all palettes. It stimulates clear thoughts and heightens concentration.




CLAY

Rustic, grounding and stable. The color of sundried soil, cocoa, and terracotta. A foundational neutral that pairs well with other color options. It's warm, welcoming and inspires optimism.




SAGE

Organic, floral and natural. A morning dew, a foggy northern forest. A balanced tone that is an ideal complement to every color. Its calming properties help to diffuse anxiety and soothe the mind.



SAND

Timeless, everlasting and refined. The color of stone and rock. Subtle, yet strong, it allows other colors and materials to take center stage. It offers structure and strength.




DOVE

Reliable, practical and versatile. The color of feathers, pebbles, and weathered wood. A strong neutral with an honest voice. It conveys a sense of balance and stability.



EARTHY
GREENS



POP OF
COLOR




NEUTRAL
WALL COLOR



WARMTH OF
WOODGRAIN

PATIENT ROOM

By incorporating natural colors and textures into patient rooms, facilities can establish an environment that fosters a healing atmosphere, enhances patient comfort, and supports the therapeutic process. Earthy greens, like Sage, help diffuse patient anxiety and soften their transition to a new environment. A warm, homelike atmosphere can be established by implementing furniture constructed using our unique TruGrain™ polymer formulation, a highly durable and easy to clean polymer designed to mimic the warmth of natural wood.



CONTRASTING
BLUES



NATURAL
WOOD TONES



COMFORTING
TEXTURES



CONNECTION
TO NATURE

WELCOMING & WAITING

A good first impression can set the tone for a patient's entire stay. The strategic use of design elements in welcoming and waiting areas, like the use of natural light, soothing colors and comforting textures, help to relax the mind and body. The incorporation of plants and natural wood tones creates a connection to nature that helps blur the lines between interior and exterior, reducing patient apprehension and agitation.



SOFT BLUE
TONES



POP OF
COLOR



ORGANIC
WALL MURAL



NATURAL
LIGHTING

VISITATION


A well-designed visitation area can improve the overall perception of the facility, both among visitors and within the broader community. The considerate use of color and the integration of organic artwork helps increase morale and reduces the potential for conflict. Access to natural light has been shown to improve mood and enhance well-being. Effective use of natural lighting also creates an opportunity to rely less on artificial lighting, which can save on energy costs and reduce the environmental impact of the facility.



EARTHY
GREENS



NEUTRAL
ACCENTS



PATTERN
FLOORING



OPEN FLOOR
PLAN

DAYROOM

As the area in which residents spend the majority of their waking hours, it's vital for dayrooms to closely reflect a normalized environment that mirrors life outside the facility. An open-plan concept that provides multiple settings for use throughout the day can help support residents on their journey towards rehabilitation while still maintaining high levels of safety, security and cleanliness. Earthy greens, neutral accents and simple pattern flooring help to promote a calm, relaxed environment.



CONTRASTING
COLORS



PATTERNED
FABRIC



WOOD
ACCENTS



OPEN
FLOOR PLAN

DINING

Dining areas should employ a combination of design elements to create a warm and welcoming ambiance that allows residents to feel more at ease in a space that may be unfamiliar to them. An open floor plan, coupled with the application of contrasting colors, can help combat a perception of crowdedness in these areas by adding visual interest and depth. The installation of furniture with wood accents helps provide a touch of natural beauty and a sense of familiarity that fosters a homey atmosphere. Patterned fabrics can be used to add energy and liveliness to the space, supporting a pleasant environment for residents to gather and socialize.



WARMTH OF
WOOD



NEUTRAL
FLOORING



NATURAL
LIGHT





RELAXING
WALL MURAL

GROUP ROOM

Transitional housing facilities are faced with the daunting task of establishing a comforting and supportive environment that caters to the needs of several individuals at once. Areas like group rooms can achieve a warm, homelike atmosphere by incorporating a variety of design concepts, such as utilizing furniture with wood accents or displaying relaxing wall murals. To mitigate feelings of crowding, flooring should feature neutral color tones and be supported by an abundance of natural light.

ROTOMOLD SEATING

PRODUCTS							
	✂ VESTA	✂ WINK	COUPE™	ROCKSMART®	B-SIDE®	GOBY®	RIPTIDE
COLORS							
	TWILIGHT	COVE	CLAY	SAGE	SAND	DOVE	






HONDO NUEVO®

PRODUCTS						
	HONDO NUEVO®					
SEAT COLORS						
	TWILIGHT	CLAY	SAGE	SIENNA	DOVE	RAVEN
MOLDED WOOD BASE			MOLDED & ROCKER BASES			
	MAPLE	WALNUT		SIENNA	DOVE	RAVEN
STEEL BASE						
						METALLIC SILVER







FORTÉ® SEATING

PRODUCTS						
	✂ FORTE®					
SEAT COLORS						
	TWILIGHT	COVE	CLAY	SAGE	SAND	DOVE
WOOD BASE				MOLDED BASE		
	MAPLE	TEAK	WALNUT		SIENNA	DOVE
						
						RAVEN




AFFINITY SERIES

PRODUCTS					
	✂ AFFINITY				
WOOD BACK			ARM CAPS		FRAME
	MAPLE	WALNUT		BLACK	
					
					METALLIC SILVER


STACKING CHAIRS

PRODUCTS				
	INTEGRA	✂ PROGRESS		
COLORS				
	TWILIGHT	COVE	SAND	DOVE

UPHOLSTERED SEATING

PRODUCTS		
	✂ ELEMENT	✂ HARMONY
ARM CAPS & LEG COLOR		
	BLACK	

FORMA SERIES

PRODUCTS 

✂️ FORMA

LAMINATES*

KENSINGTON MAPLE WILD CHERRY ASIAN SUN PALISADES OAK MONTANA WALNUT

MOLDED & ROCKER BASES


SIENNA DOVE RAVEN

STEEL BASE

METALLIC SILVER

*Laminates available on Forma Cube Only.

MIX-UP SERIES

PRODUCTS 

✂️ MIX-UP

MOLDED BASE

SIENNA DOVE RAVEN

TERRA SERIES

PRODUCTS 

✂️ TERRA

HARDWOOD ARM CAPS

MAPLE TEAK WALNUT


ARM CAPS

RAVEN

FRAME

METALLIC SILVER BLACK

BOULDER SEATING

PRODUCTS 

BOULDER


SEAT COLORS

TWILIGHT COVE CLAY SAGE SAND DOVE

STEEL BASE

BLACK

KIDS FURNITURE



PRODUCTS   

A-MAZE ELLE HEX-IT

COLORS

TWILIGHT COVE CLAY SAGE SAND

TRUGRAIN™ TECHNOLOGY












PRODUCTS  

PRODIGY® ✂️ TORO

COLORS








HARVEST BISCOTTI JAVA

ATTENDA® SERIES






PRODUCTS					
	ATTENDA®				
COLORS					
	TWILIGHT	COVE	SAND	SIENNA	DOVE
LAMINATES*					
	KENSINGTON MAPLE	WILD CHERRY	ASIAN SUN	PALISADES OAK	MONTANA WALNUT

*Laminates available on Deluxe Nightstand, Deluxe Open Chest, Desk and Headboard Only.










ARCADIAN SERIES

PRODUCTS						
	ARCADIAN					
COLORS						
	TWILIGHT	COVE	SAGE	SAND	SIENNA	DOVE






STEEL BEDROOM

PRODUCTS					
	TITAN		PROTÉGÉ		
STEEL COLOR			LAMINATE		
	KHAKI <i>*Titan Only</i>	EBONY		WILD CHERRY	

SAFEDOOR®

PRODUCTS						
	SAFEDOOR®					
PATTERNS						
	RIVER STONE	GOLDEN SUNSET	AUTUMN WATERFALL	SPRING BLOSSOM	TROPICAL BEACH	CASCADING WATERFALL
						
	TEAK WOODGRAIN	PINE WOODGRAIN				

SEALED SEAM MATTRESSES

PRODUCTS				
	SEALED SEAM MATTRESSES			
COLORS				
	NORIX BLUE	SILVER SECURE	BLACK MAX	CLEAR

SEAMLESS MATTRESSES

PRODUCTS	
	MARATHON
COLORS	
	SLATE

STACK-A-BUNK®

PRODUCTS



STACK-A-BUNK®

COLORS



TWILIGHT
*Standard
Only



SAND
*XL Only

SAFESTORE

PRODUCTS



SAFESTORE

COLORS



BLACK

TABLA SERIES

PRODUCTS



TABLA

LAMINATES



KENSINGTON
MAPLE



WILD
CHERRY



ASIAN
SUN



PALISADES
OAK



MONTANA
WALNUT



CALCUTTA
MARBLE



BLACK
ALICANTE

PREMIUM BASE



RAVEN

FORTÉ® OCCASIONAL TABLE

PRODUCTS



FORTÉ®

LAMINATES



KENSINGTON
MAPLE



WILD
CHERRY



ASIAN
SUN



PALISADES
OAK



MONTANA
WALNUT



CALCUTTA
MARBLE



BLACK
ALICANTE

WOOD BASE



MAPLE



TEAK



WALNUT

MOLDED BASE



SIENNA



DOVE



RAVEN

FORTÉ® CAFÉ TABLE

PRODUCTS								
	FORTÉ®							
LAMINATES								
	KENSINGTON MAPLE	WILD CHERRY	ASIAN SUN	PALISADES OAK	MONTANA WALNUT	CALCUTTA MARBLE	BLACK ALICANTE	
MOLDED BASE								
	TITANIUM EVOLVE	GAMETOP						
MOLDED BASE								
	SIENNA	DOVE	RAVEN					

MULTI-PURPOSE & LEG STYLE TABLES

PRODUCTS							
	MULTI-PURPOSE	LEG STYLE					
LAMINATES							
	KENSINGTON MAPLE	WILD CHERRY	ASIAN SUN	PALISADES OAK	MONTANA WALNUT	CALCUTTA MARBLE	BLACK ALICANTE
MOLDED BASE							
	TITANIUM EVOLVE	GAMETOP					
METAL LEGS							
	METALLIC SILVER	BLACK					

X-BASE TABLE

PRODUCTS							
	X-BASE						
LAMINATES							
	KENSINGTON MAPLE	WILD CHERRY	ASIAN SUN	PALISADES OAK	MONTANA WALNUT	CALCUTTA MARBLE	BLACK ALICANTE
MOLDED BASE							
	TITANIUM EVOLVE	GAMETOP					
LAMINATE BASE							
	BLACK						

JUPITER TABLE

PRODUCTS							
	JUPITER						
LAMINATES							
	KENSINGTON MAPLE	WILD CHERRY	ASIAN SUN	PALISADES OAK	MONTANA WALNUT	CALCUTTA MARBLE	BLACK ALICANTE
MOLDED BASE							
	TITANIUM EVOLVE	GAMETOP					
MOLDED BASE							
	BLACK						

MAX-MASTER® TABLE

PRODUCTS



MAX-MASTER®

SEAT COLORS

 TWILIGHT
  COVE
  SAND
  RAVEN
  STAINLESS STEEL

LAMINATES

 KENSINGTON MAPLE
  WILD CHERRY
  ASIAN SUN
  PALISADES OAK
  MONTANA WALNUT
  CALCUTTA MARBLE
  BLACK ALICANTE

LAMINATES

 TITANIUM EVOLVE
  GAMETOP

STAINLESS STEEL TOPS

 STAINLESS STEEL WITH QUIETCORE*
  STAINLESS STEEL**

LEGS

 METALLIC SILVER
  BLACK

*Stainless Steel with Quietcore available on 42" and 54" round only.

**Stainless Steel available on 30"x72" and 30"x96" only.


OASIS® TABLE

PRODUCTS



OASIS®

SEAT COLORS

 TWILIGHT
  COVE
  CLAY
  SAGE
  SAND
  DOVE

LAMINATES

 KENSINGTON MAPLE
  WILD CHERRY
  ASIAN SUN
  PALISADES OAK
  MONTANA WALNUT
  CALCUTTA MARBLE
  BLACK ALICANTE

LAMINATES

 TITANIUM EVOLVE
  GAMETOP

STAINLESS STEEL TOPS

 STAINLESS STEEL INLAY

LEGS

 METALLIC SILVER
  BLACK



NORIX[®]

One Innovation Drive, West Chicago, Illinois 60185
Phone: 630-231-1331 | Toll Free: 800-234-4900 | Fax: 630-231-4343
4/24 | furniture@norix.com ©2024 Norix Group, Inc.

NORIX.COM